



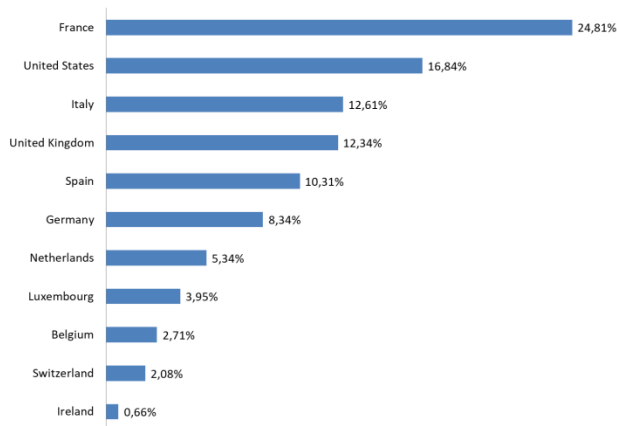
### Portfolio Performance

Geographical distribution	83% EU
Currency denomination	100% EUR
Average rating	BB-
Average coupon (not including cash)	3,99%
Yield to worst (not including cash)	5,04%
Yield To Maturity (not including cash)	5,09%
Modified Duration	3,98
Number of sectors	19
Number of issuer	32
Number of issuances	36
Top 10 holdings	47,81%

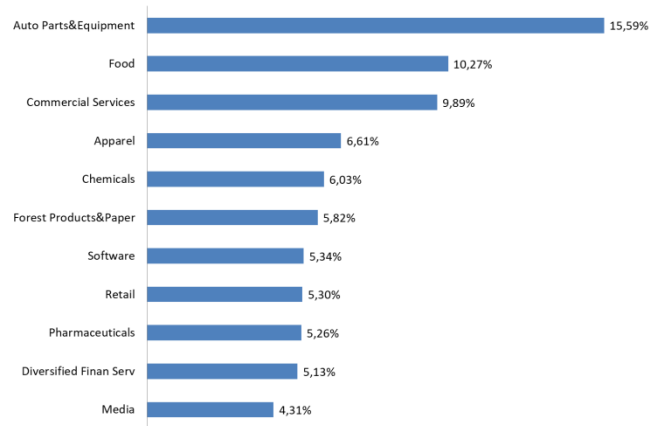
### Top 10 holdings

TOP 10 SECURITIES	Ticker	Wgt	Cumulated Wgt
NOMAD FOODS BONDCO PLC	IGBOND 3 ¼ 05/15/24	5,36%	5,36%
INTERXION HOLDING NV	INXN 4 ¾ 06/15/25	5,34%	10,70%
WEPA HYGIENPRODUKTE GMB	WEPAHY 3 ¾ 05/15/24	5,17%	15,87%
CHEMOURS CO	CC 4 05/15/26	5,16%	21,03%
ARROW GLOBAL FINANCE	ARWLN Float 03/01/26	5,13%	26,16%
PICARD GROUPE SAS	PICSUR Float 11/30/23	4,90%	31,06%
GRUPO-ANTOLIN IRAUSA SA	ANTOLN 3 ¾ 04/30/26	4,33%	35,39%
BANIJAY GROUP SAS	BANIJA 4 07/01/22	4,31%	39,70%
AVIS BUDGET FINANCE PLC	CAR 4 ¾ 01/30/26	4,15%	43,85%
GESTAMP AUTOMOCION SA	GESTSM 3 ¼ 04/30/26	3,96%	47,81%

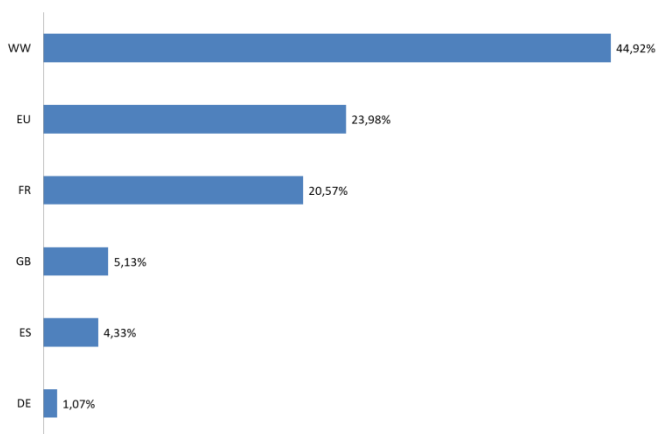
### Geographical allocation (Company headquarter)



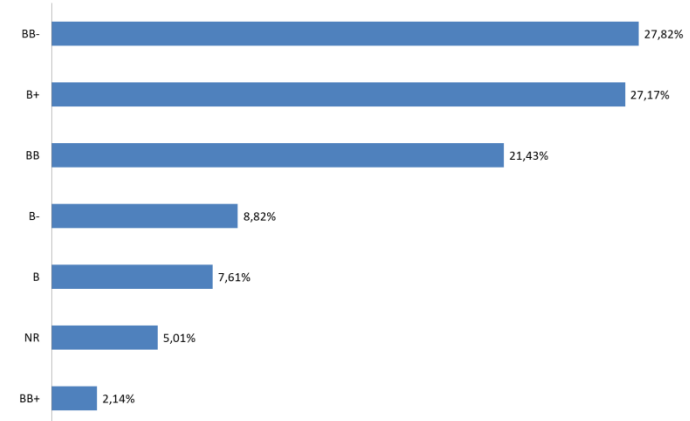
### Top 20 sector allocation



### Geographical allocation (Country of risk)



### Allocation by rating



### Info

Country  
 Depository Bank  
 SICAV  
 NAV  
 Investment Manager

Luxembourg  
 State Street Bank Luxembourg SA  
 Nextam Partners SICAV  
 Daily  
 Ver Capital SGRpA

### Contacts

Ver Capital SGRpA  
 Mail  
 Phone Number  
 Web site

[info@vercapitalsgr.it](mailto:info@vercapitalsgr.it)  
 +39 02 62723811  
[www.vercapital.com](http://www.vercapital.com)